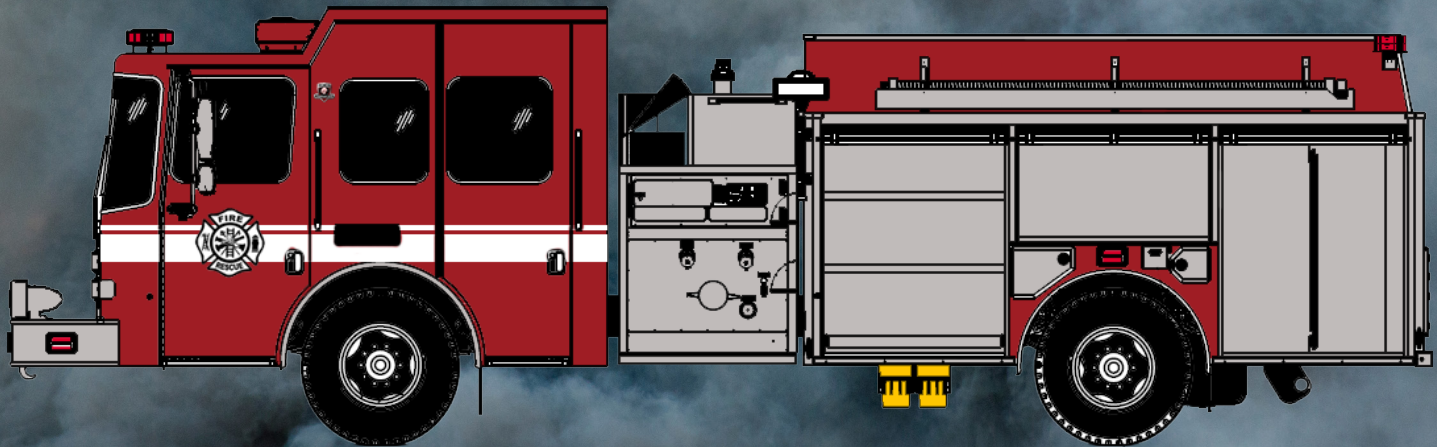




SilverFox



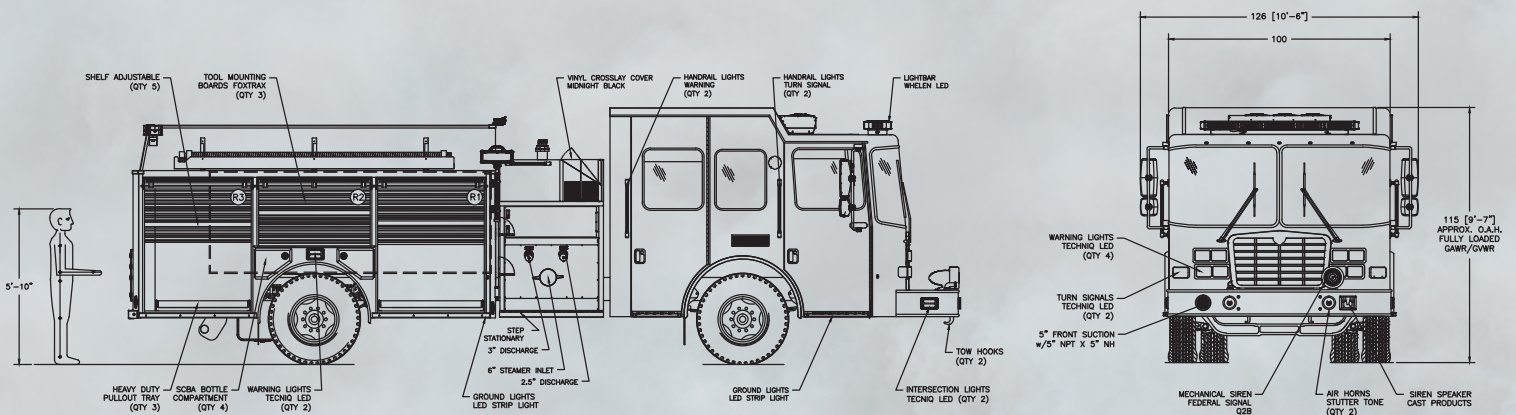
Compact, maneuverable, and ready to respond.

SF22 Pumper

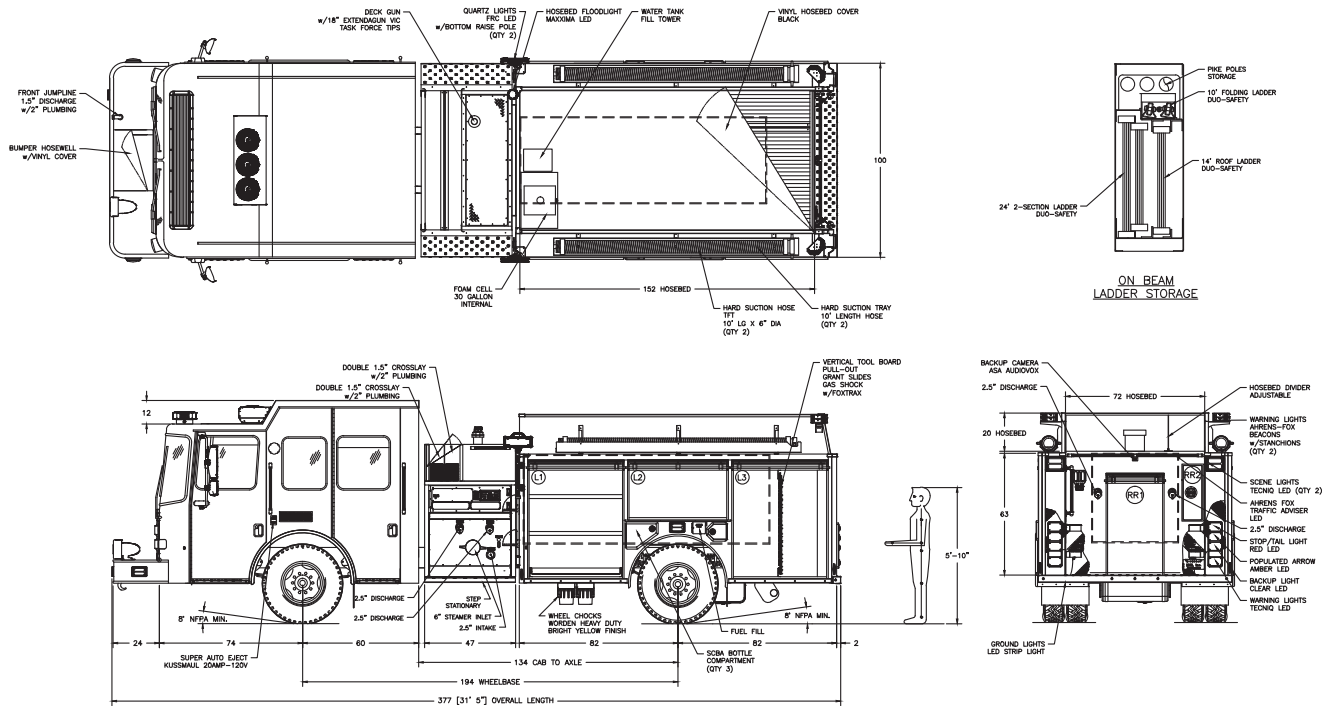
The SilverFox line of pumpers and tankers is the fastest way to get an HME Ahrens-Fox in your firehouse.

This series of apparatus feature pre-configured and fully engineered chassis, bodies, pump modules, and a list of practical options that result in a quicker build time and a lower overall cost.

HME Ahrens-Fox utilizes high quality, heavy-duty, and time-tested materials, components, and construction methods to ensure you are getting a tough, rugged, and ready to respond apparatus.



SilverFox



Designed and built to be smart and tough, your SilverFox SF22 features practical equipment that allows you to operate quickly and efficiently on scene.

Features:

- HME Ahrens-Fox 1871W chassis with MFDXL cab
- Cummins L9 450HP engine
- 24" Extended front bumper
- 1 1/2" Front bumper discharge (optional)
- QFLO 1250 GPM (standard) or Hale QMAX 1500 GPM (optional) pump
- 1000-Gallon UPF water tank
- Foam optional
- Ladder and suction hose storage through the tank
- Heavy-duty stainless-steel modular bolted body
- Hosebed height of 81" from the ground
- 3-year standard manufacturer's warranty

AMERICA'S FAVORITE CUSTOM PUMPER



The HME SilverFox SF22 has been a staple of the company's custom pumper product offerings by delivering an uncompromised combination of performance and outstanding quality at an affordable price. With an 1871W chassis, 1500 gpm pump capacity, 1000-gallon water tank, and a corrosion-resistant stainless-steel body, it's little wonder that the HME SilverFox SF22 has become America's choice for value in a custom pumper design.

1950 Byron Center Ave. SW
Wyoming, MI 49519
FIRETRUCKS.COM

