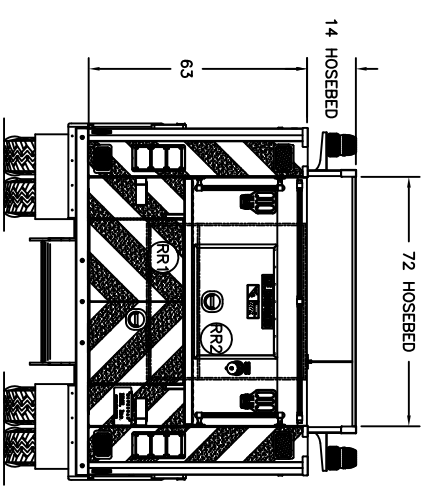
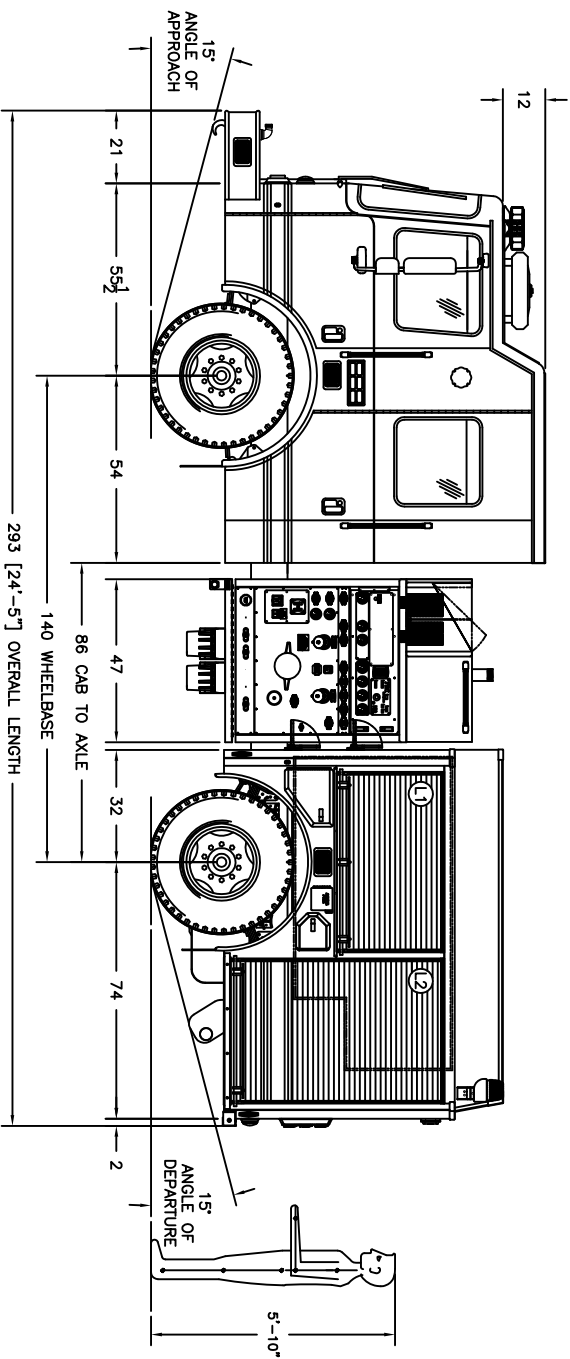
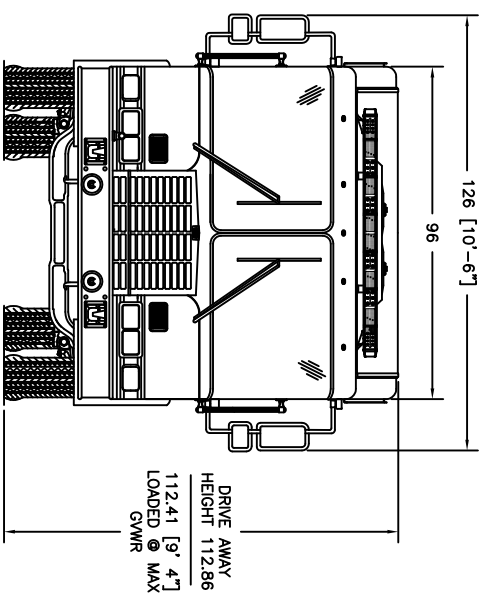
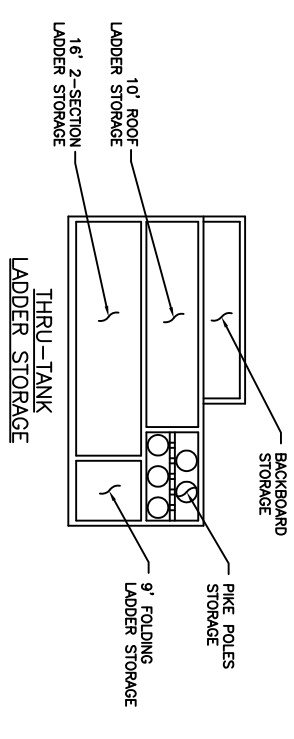
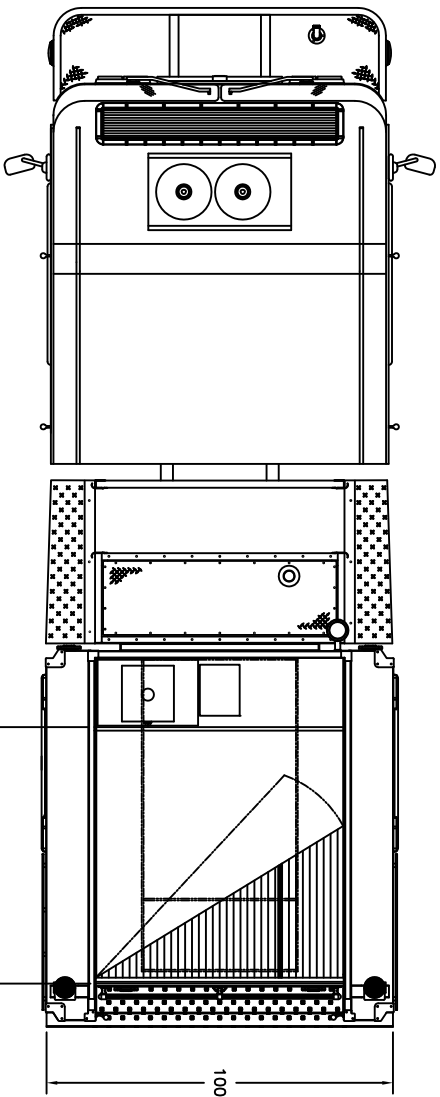


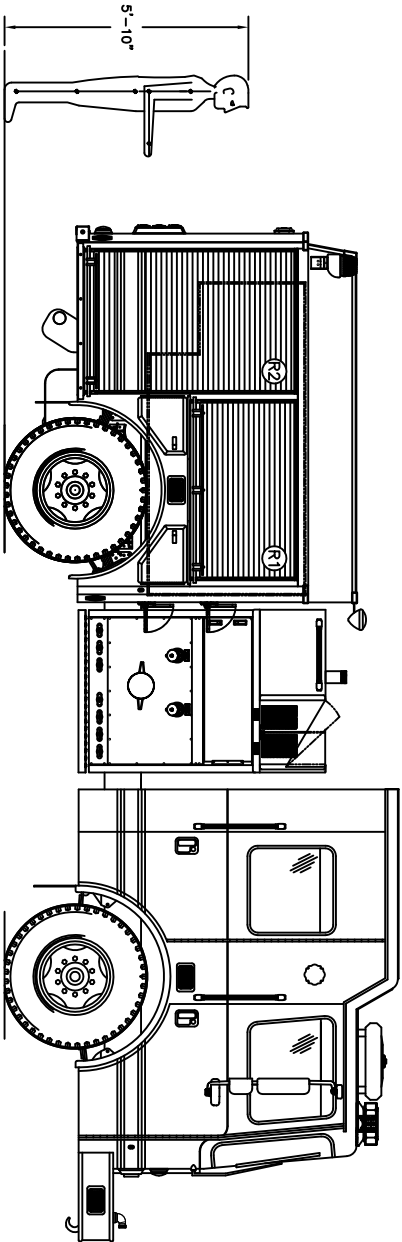
THIS DRAWING IS AN OVERALL REPRESENTATION OF THE APPARATUS AS PROPOSED.  
 THE EXACT LOCATIONS OF ACCESSORIES OR COMPONENTS MAY BE REVISED PENDING COMPLETE ENGINEERING REVIEW OF THE OPTION CONTENT OF THE ORDER.  
 IF THERE IS A DISCREPANCY BETWEEN THE BODYBUILDER PRINT AND THE WRITTEN PROPOSAL, THE SPECIFICATIONS WITHIN THE PROPOSAL PREVAIL.

This drawing along with any changes made and initialed by both the "Fire Department" & HME, Inc. represents what will be constructed and supplied to the "Fire Department." Any changes to the contract specifications and drawing after today's date will be addressed via appropriate change order signed and approved by both the "Fire Department" & HME, Inc.

APPROVED BY: \_\_\_\_\_ TITLE: \_\_\_\_\_  
 FIRE DEPARTMENT  
 APPROVED BY: \_\_\_\_\_ TITLE: \_\_\_\_\_  
 HME, Incorporated



COMPARTMENTATION						
COMP.	WIDTH	HEIGHT	DEPTH	DOOR WIDTH	DOOR HEIGHT	COMP. VOLUME
L1:	52"	33"	24"	49"	23 1/2"	23.8 FT³
L2:	43"	63"	24"	39"	53 1/2"	37.6 FT³
R1:	52"	33"	24"	49"	23 1/2"	23.8 FT³
R2:	43"	63"	24"	39"	53 1/2"	37.6 FT³
RR1:	48"	29"	22"	45 1/2"	24 1/2"	17.7 FT³



CREATED WITH AUTOCAD®

REV	DATE	BY	DESCRIPTION
B	20 FEB '13	C.V.	CLEAN ORDER RELEASE
A	20 JUL '12	C.V.	ORIGINAL RELEASE
LET		BY	REVISION



1950 BYRON CENTER AVE.  
 WYOMING, WY. 82001

THIS PRINT IS PROVIDED ON A RESTRICTED BASIS AND IS NOT TO BE USED IN ANY WAY DETRIMENTAL TO THE INTERESTS OF HME, INC.

HME RAT DEMO

DRAWN: C. VON LINSOWE  
 DATE: 13 JUL '12  
 APPROVED: N/A  
 DRAWING FILE: 22370 HME RAT DEMO.dwg  
 SCALE: NTS  
 SHEET: 1 OF 1