

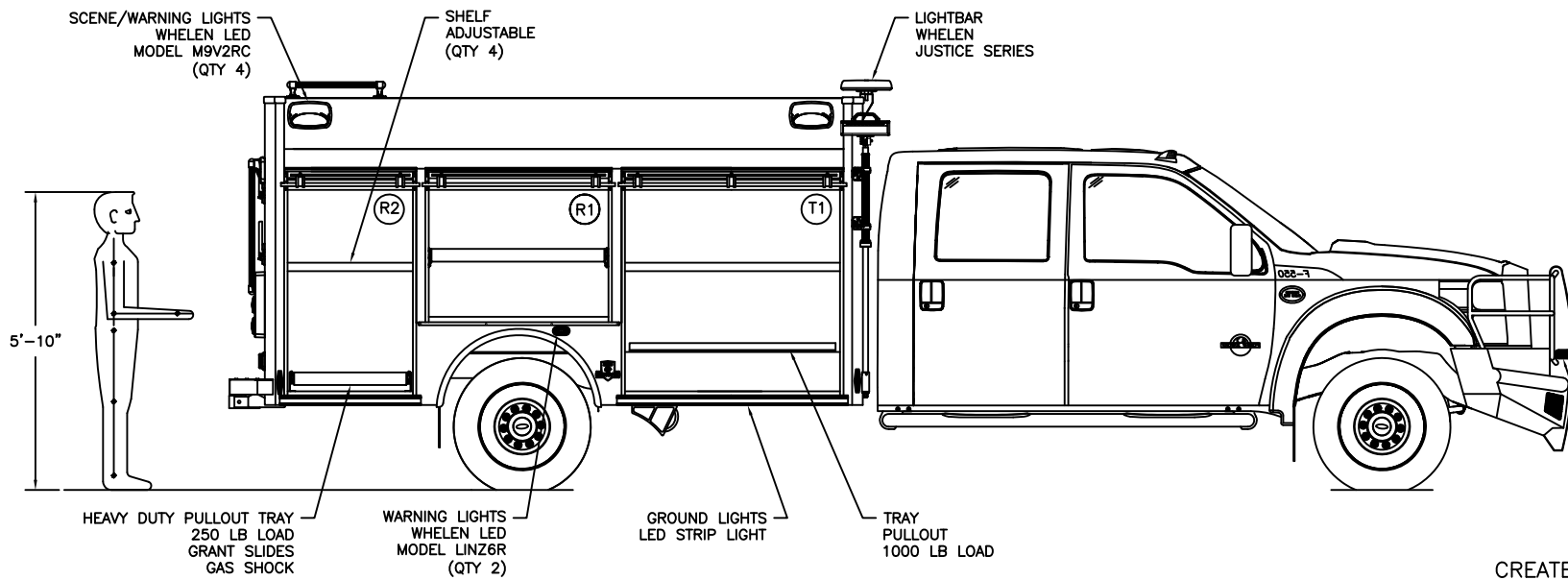
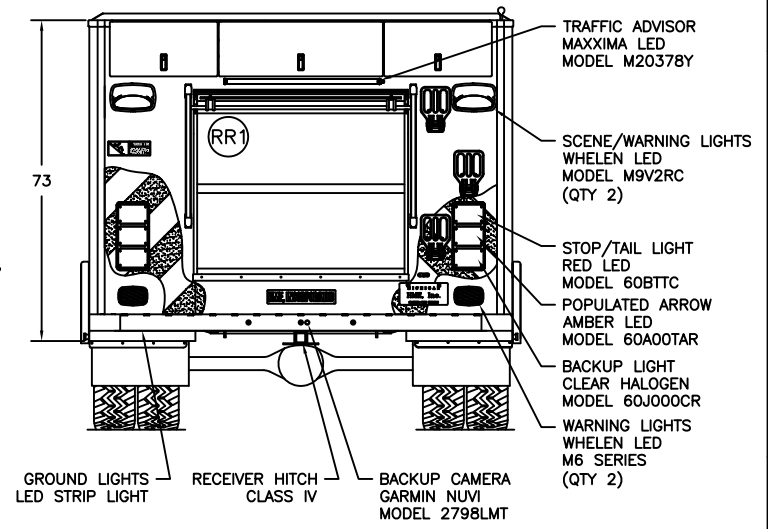
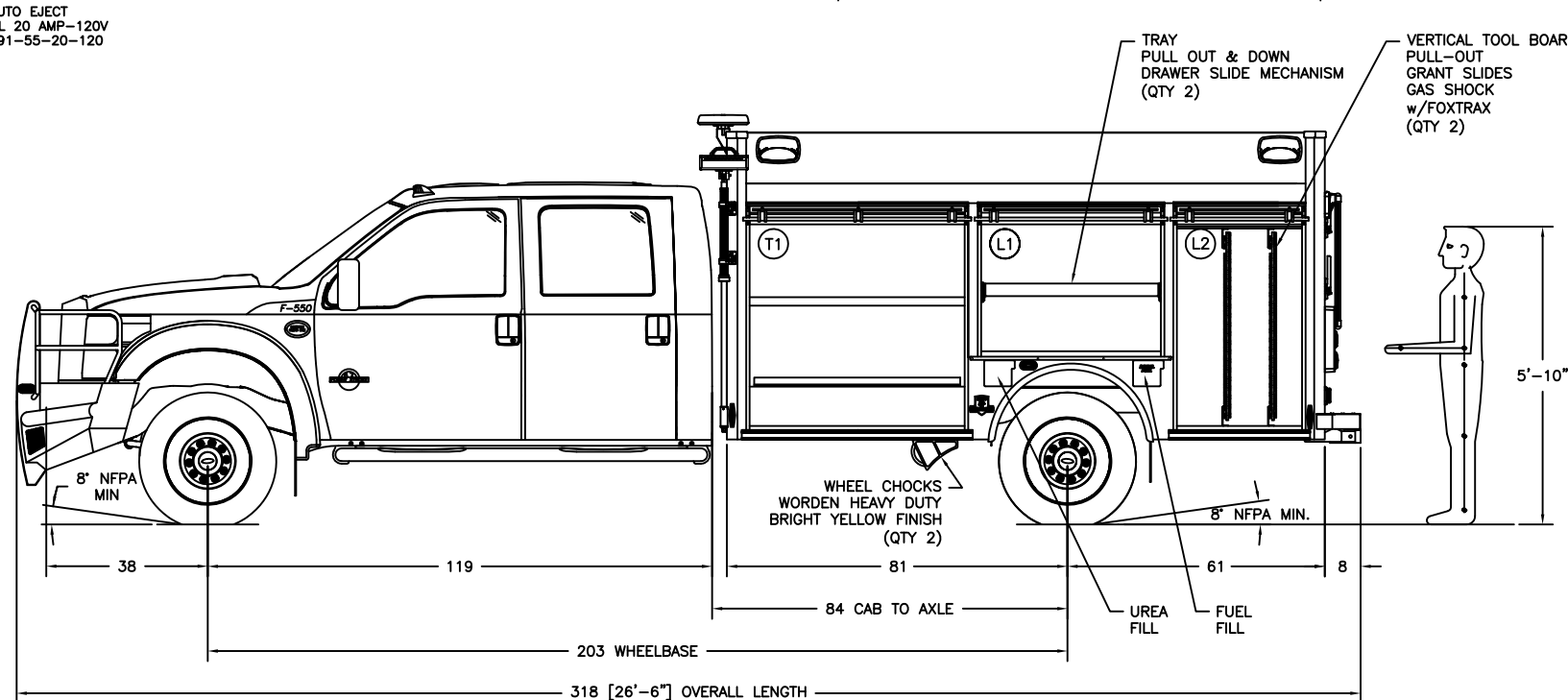
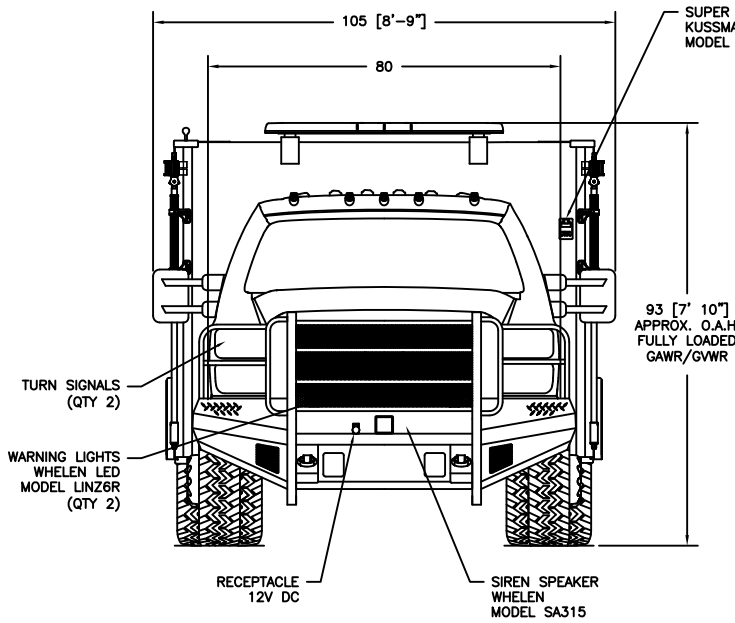
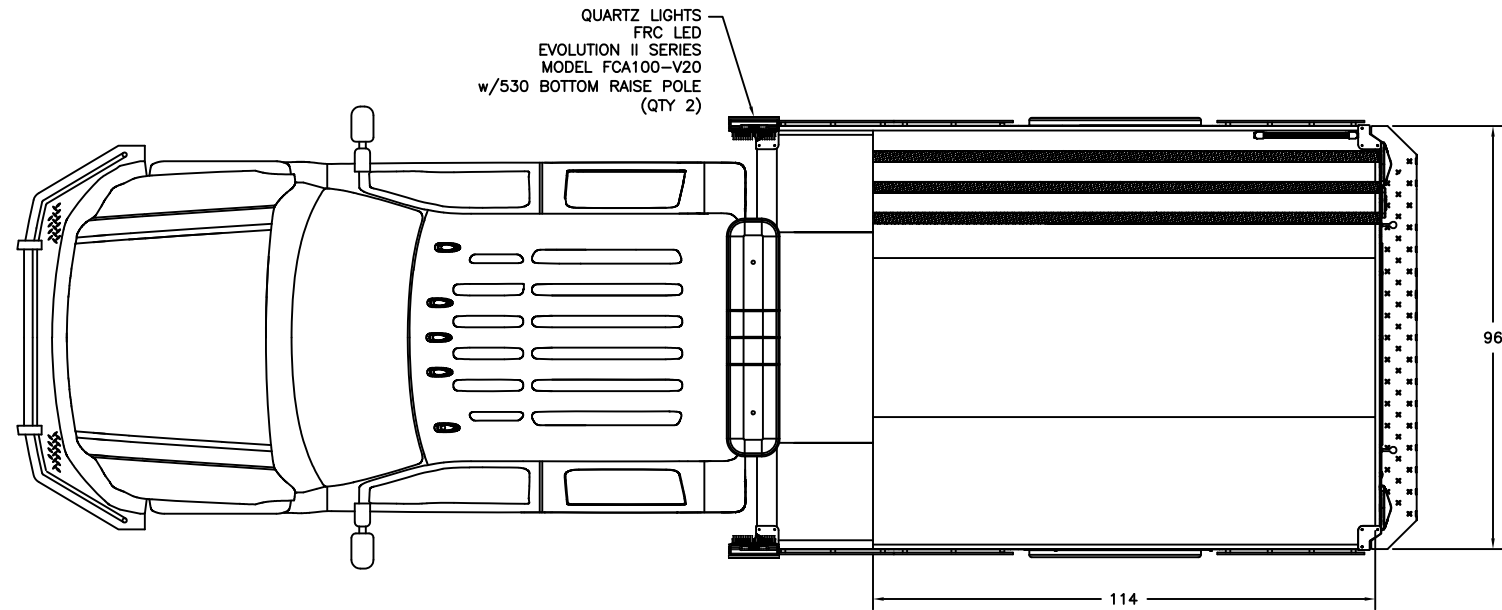
THIS DRAWING IS AN OVERALL REPRESENTATION OF THE APPARATUS AS PROPOSED.

THE EXACT DIMENSIONS, LOCATIONS OF ACCESSORIES AND/OR COMPONENTS MAY BE REVISED PENDING COMPLETE ENGINEERING OF THE CUSTOM REQUIREMENTS OF THE INDIVIDUAL APPARATUS ORDER.

IF THERE IS A DISCREPANCY BETWEEN THE BODYBUILDER PRINT AND THE WRITTEN PROPOSAL; THE SPECIFICATIONS WITHIN THE PROPOSAL PREVAIL.

This drawing along with any changes made and initialed by both the "Fire Department" & HME, Inc. represents what will be constructed and supplied to the "Fire Department." Any changes to the contract specifications and drawing after today's date will be addressed via appropriate change order signed and approved by both the "Fire Department" & HME, Inc.

APPROVED BY: \_\_\_\_\_ TITLE: FIRE DEPARTMENT  
 APPROVED BY: \_\_\_\_\_ TITLE: HME, Incorporated



| COMPARTMENTATION |             |        |       |               |             |                       |
|------------------|-------------|--------|-------|---------------|-------------|-----------------------|
| COMPT.           | BEHIND DOOR |        |       | CLEAR OPENING |             | COMPT. VOLUME         |
|                  | WIDTH       | HEIGHT | DEPTH | DOOR WIDTH    | DOOR HEIGHT |                       |
| T1:              | 59"         | 57"    | 96"   | 50 1/2"       | 47 1/2"     | 186.8 FT <sup>3</sup> |
| L1:              | 44"         | 40"    | 48"   | 41 1/2"       | 30"         | 48.9 FT <sup>3</sup>  |
| L2:              | 33"         | 57"    | 24"   | 30 1/2"       | 47 1/2"     | 26.1 FT <sup>3</sup>  |
| R1:              | 44"         | 40"    | 48"   | 41 1/2"       | 30"         | 48.9 FT <sup>3</sup>  |
| R2:              | 33"         | 57"    | 24"   | 30 1/2"       | 47 1/2"     | 26.1 FT <sup>3</sup>  |
| RR1:             | 48"         | 45"    | 38"   | 45 1/2"       | 35"         | 47.5 FT <sup>3</sup>  |

|   |                    |  |  |
|---|--------------------|--|--|
| A   | DM                 | 25 SEP '18                                   | ORIGINAL RELEASE                             |
| LET   | BY                 | DATE   | REVISION                                     |
| <b>HME INCORPORATED</b>   |                    | 1950 BYRON CENTER AVE.<br>WYOMING, MI. 49519 |  |
| THIS PRINT IS PROVIDED ON A RESTRICTED BASIS AND IS NOT TO BE USED IN ANY WAY DETRIMENTAL TO THE INTERESTS OF HME, INC. |                    |  |  |
| NAME<br><b>HME FORD PACKRAT</b>   |                    |  |  |
| DRAWN<br>D. MEAD  | DATE<br>25 SEP '18 | APPROVED<br>N/A                              | DRAWING FILE<br>23259 - HME FORD PACKRAT.DWG |
| THIRD ANGLE PROJECTION  | SIZE<br>B          | NUMBER<br>23259                              | SCALE<br>NTS<br>SHEET<br>1 OF 1              |

CREATED WITH AutoCAD®