

THIS DRAWING IS AN OVERALL REPRESENTATION OF THE APPARATUS AS PROPOSED.

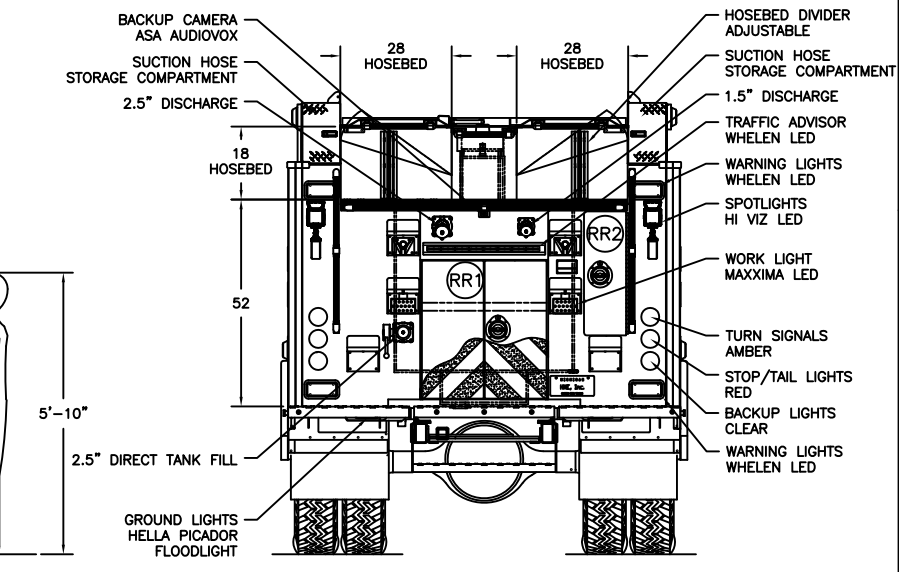
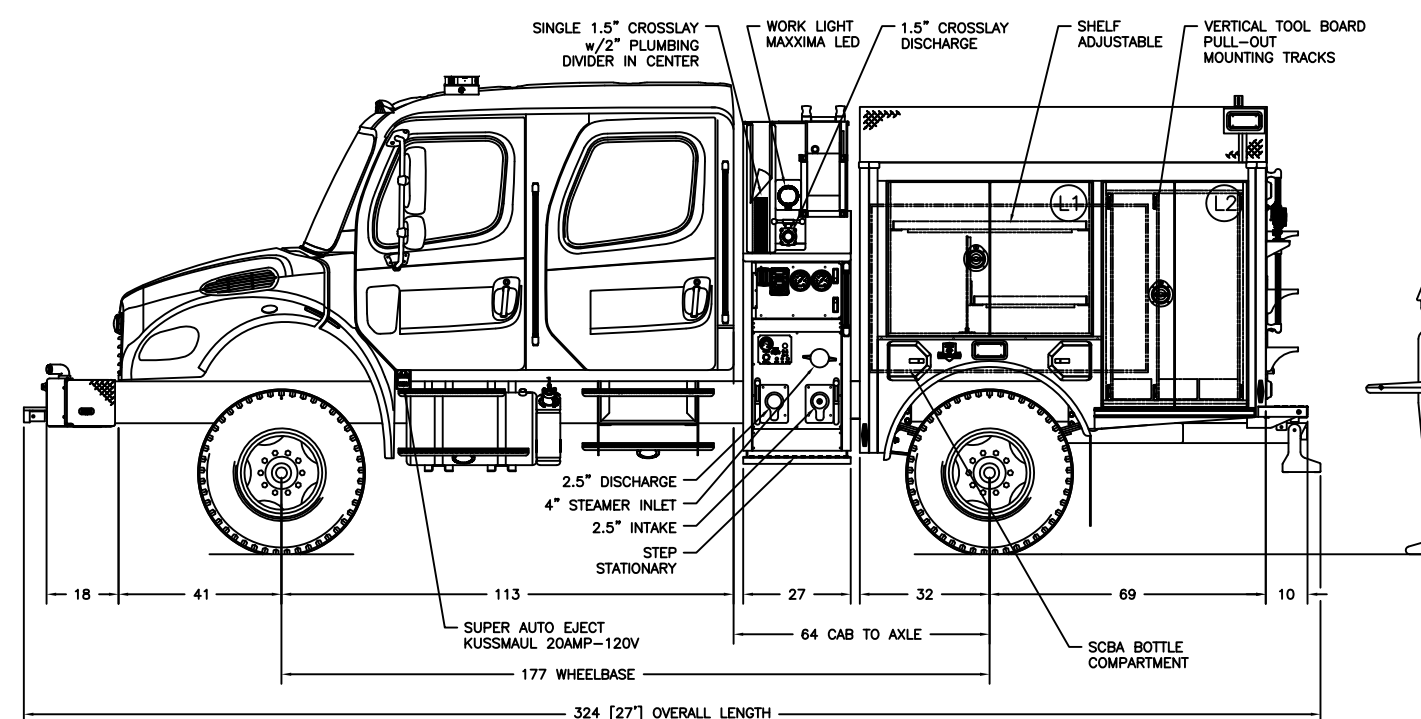
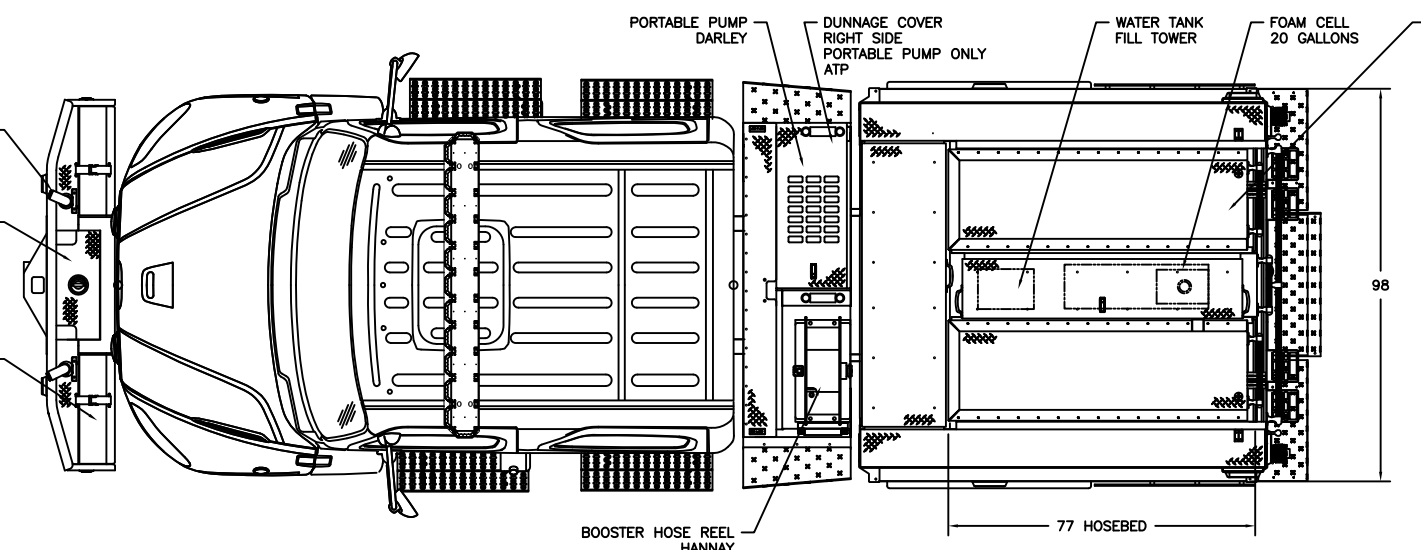
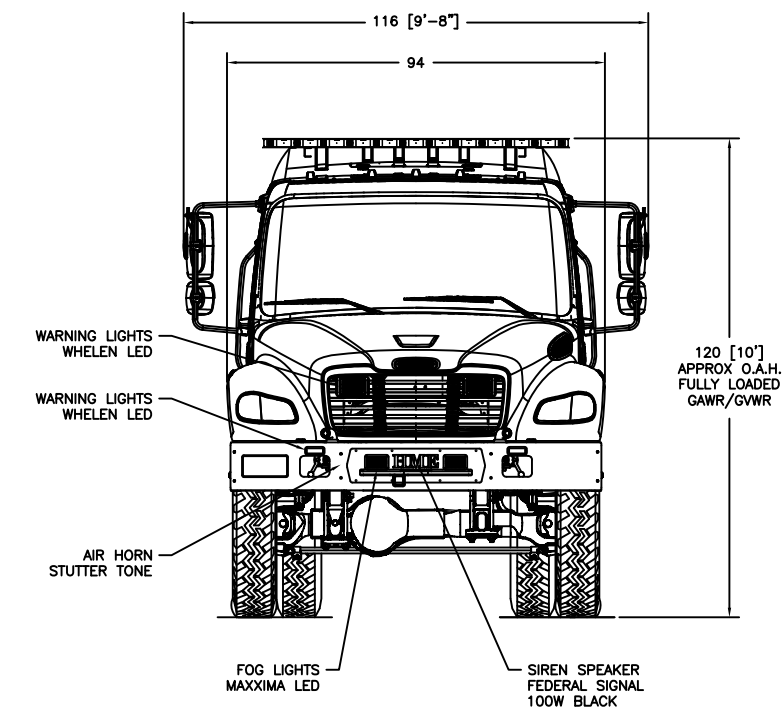
THE EXACT DIMENSIONS, LOCATIONS OF ACCESSORIES AND/OR COMPONENTS MAY BE REVISED PENDING COMPLETE ENGINEERING OF THE CUSTOM REQUIREMENTS OF THE INDIVIDUAL APPARATUS ORDER.

IF THERE IS A DISCREPANCY BETWEEN THE BODYBUILDER PRINT AND THE WRITTEN PROPOSAL: THE SPECIFICATIONS WITHIN THE PROPOSAL PREVAIL.

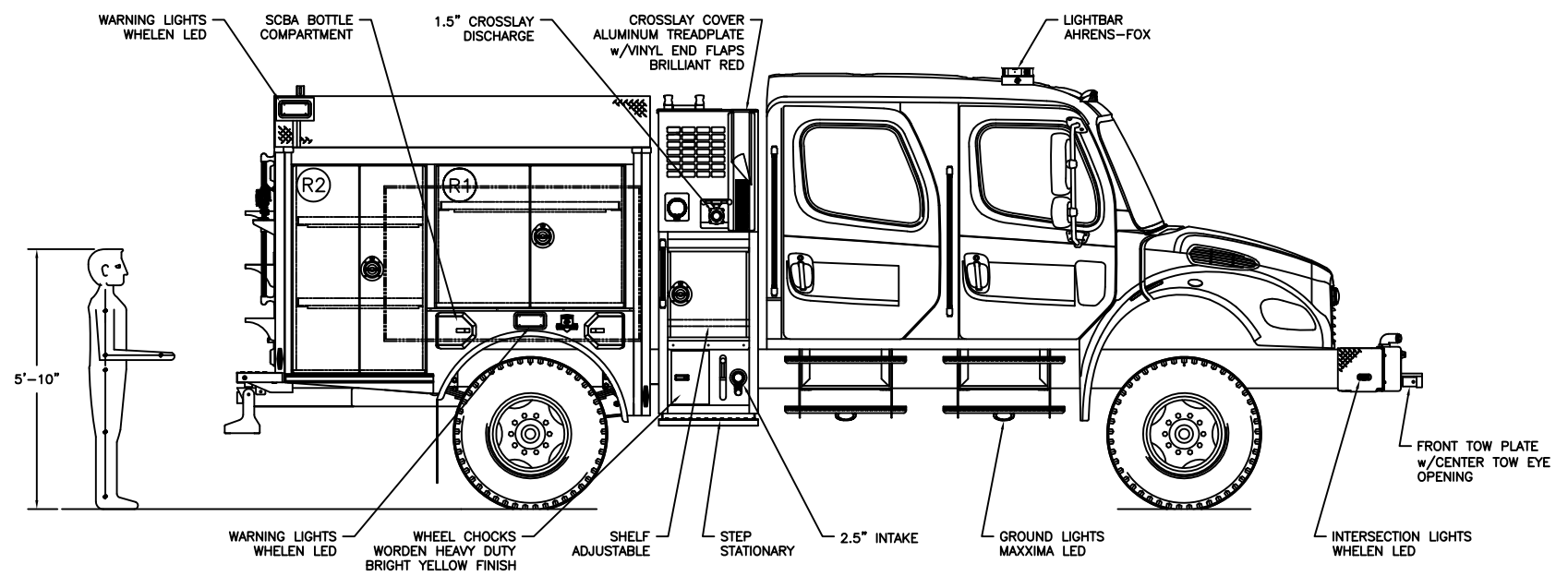
This drawing along with any changes made and Initialed by both the "Fire Department" & HME, Inc. represents what will be constructed and supplied to the "Fire Department." Any changes to the contract specifications and drawing after today's date will be addressed via appropriate change order signed and approved by both the "Fire Department" & HME, Inc.

APPROVED BY: \_\_\_\_\_ TITLE: \_\_\_\_\_  
 FIRE DEPARTMENT

APPROVED BY: \_\_\_\_\_ TITLE: \_\_\_\_\_  
 HME, Incorporated



COMPARTMENTATION						
COMPT.	BEHIND DOOR			CLEAR OPENING		COMPT. VOLUME
	WIDTH	HEIGHT	DEPTH	DOOR WIDTH	DOOR HEIGHT	
L1: UPPER	51.5"	10.5"	11"	49.5"	37"	3.4 FT³
L1: LOWER	51.5"	32"	23"	49.5"	37"	21.9 FT³
L2: UPPER	38.5"	10.5"	11"	34"	54.5"	2.6 FT³
L2: LOWER	38.5"	49.5"	23"	34"	54.5"	25.3 FT³
R1:	51.5"	42.5"	11"	49.5"	37"	13.9 FT³
R2: UPPER	38.5"	43"	11"	34"	54.5"	10.5 FT³
R2: LOWER	38.5"	17"	23"	34"	54.5"	8.7 FT³
CR1:	37"	13"	22.5"	31"	10"	6.2 FT³
RR1:	48"	48.5"	26.5"	30"	34"	35.7 FT³



A	DM	29 JAN '19	ORIGINAL RELEASE
LET	BY	DATE	REVISION

**HME INCORPORATED** 1950 BYRON CENTER AVE. WYOMING, MI. 49519

THIS PRINT IS PROVIDED ON A RESTRICTED BASIS AND IS NOT TO BE USED IN ANY WAY DETRIMENTAL TO THE INTERESTS OF HME, INC.

NAME: **HME M106 - TYPE III**

DRAWN D. MEAD	DATE 26 DEC '18	APPROVED N/A	DRAWING FILE 23301 - HME M106 - TYPE III.DWG
THIRD ANGLE PROJECTION	SIZE B	NUMBER 23301	SCALE NTS SHEET 1 OF 1

CREATED WITH AutoCAD®