

THIS DRAWING IS AN OVERALL REPRESENTATION OF THE APPARATUS AS PROPOSED.

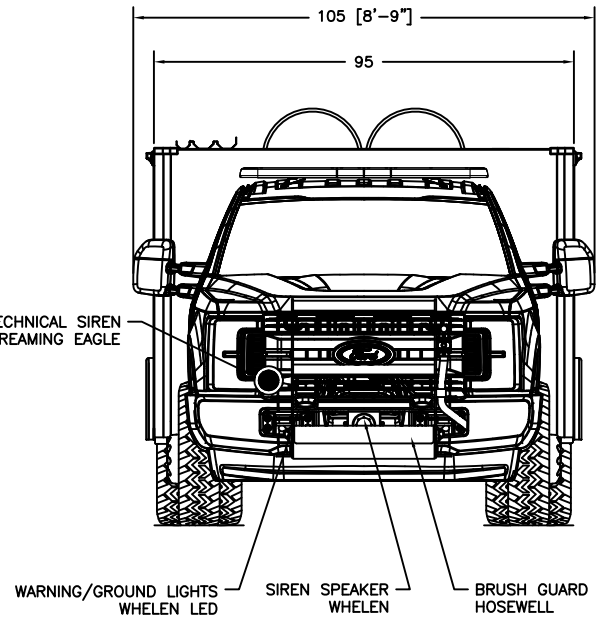
THE EXACT DIMENSIONS, LOCATIONS OF ACCESSORIES AND/OR COMPONENTS MAY BE REVISED PENDING COMPLETE ENGINEERING OF THE CUSTOM REQUIREMENTS OF THE INDIVIDUAL APPARATUS ORDER.

IF THERE IS A DISCREPANCY BETWEEN THE BODYBUILDER PRINT AND THE WRITTEN PROPOSAL, THE SPECIFICATIONS WITHIN THE PROPOSAL PREVAIL.

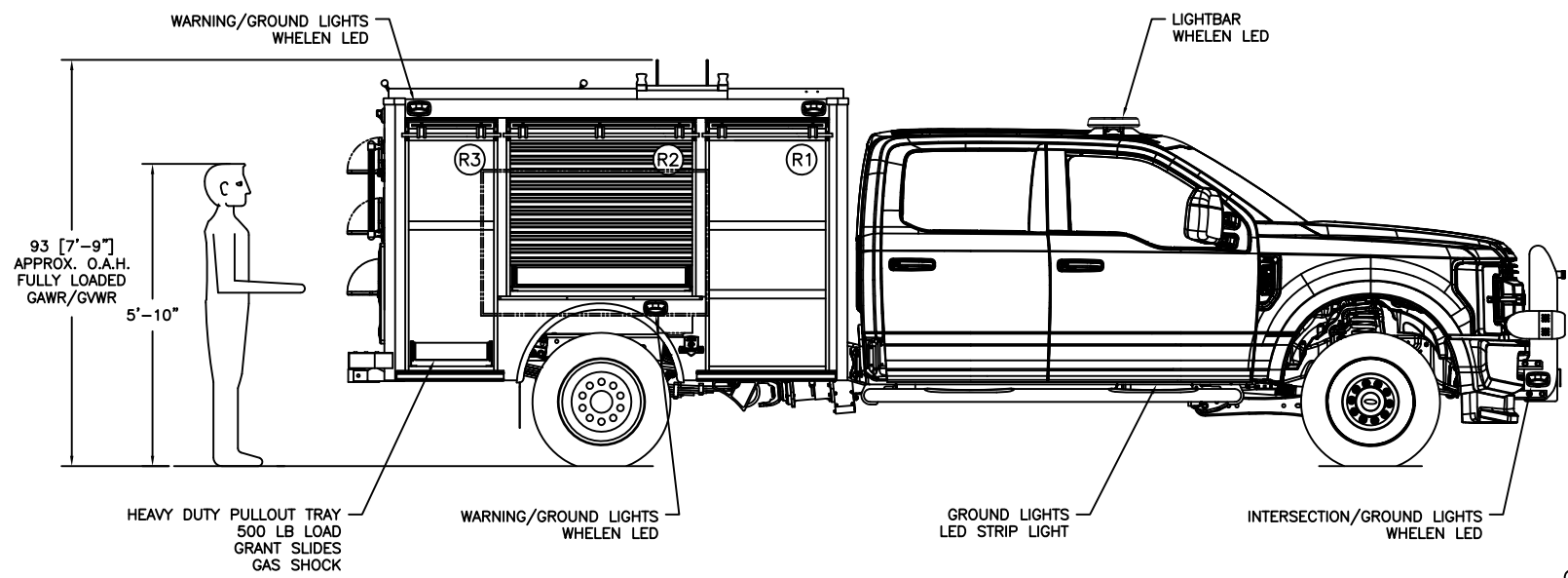
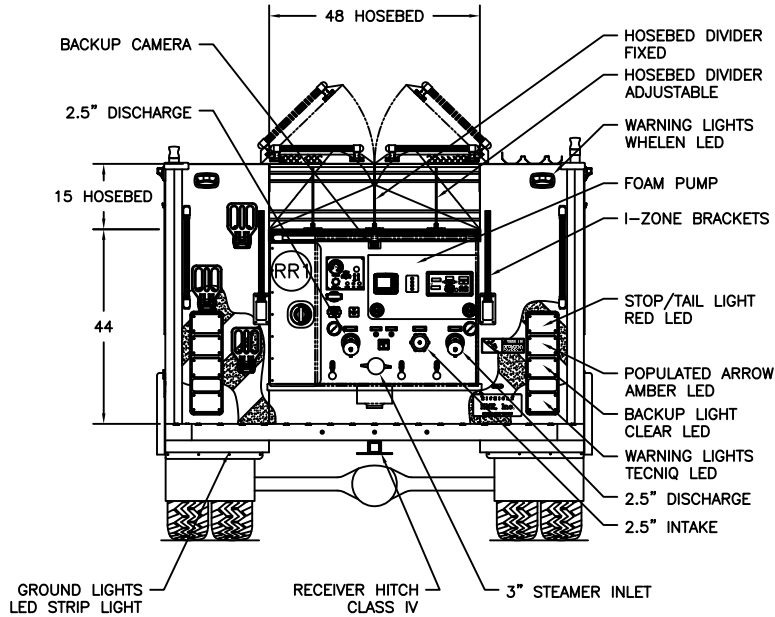
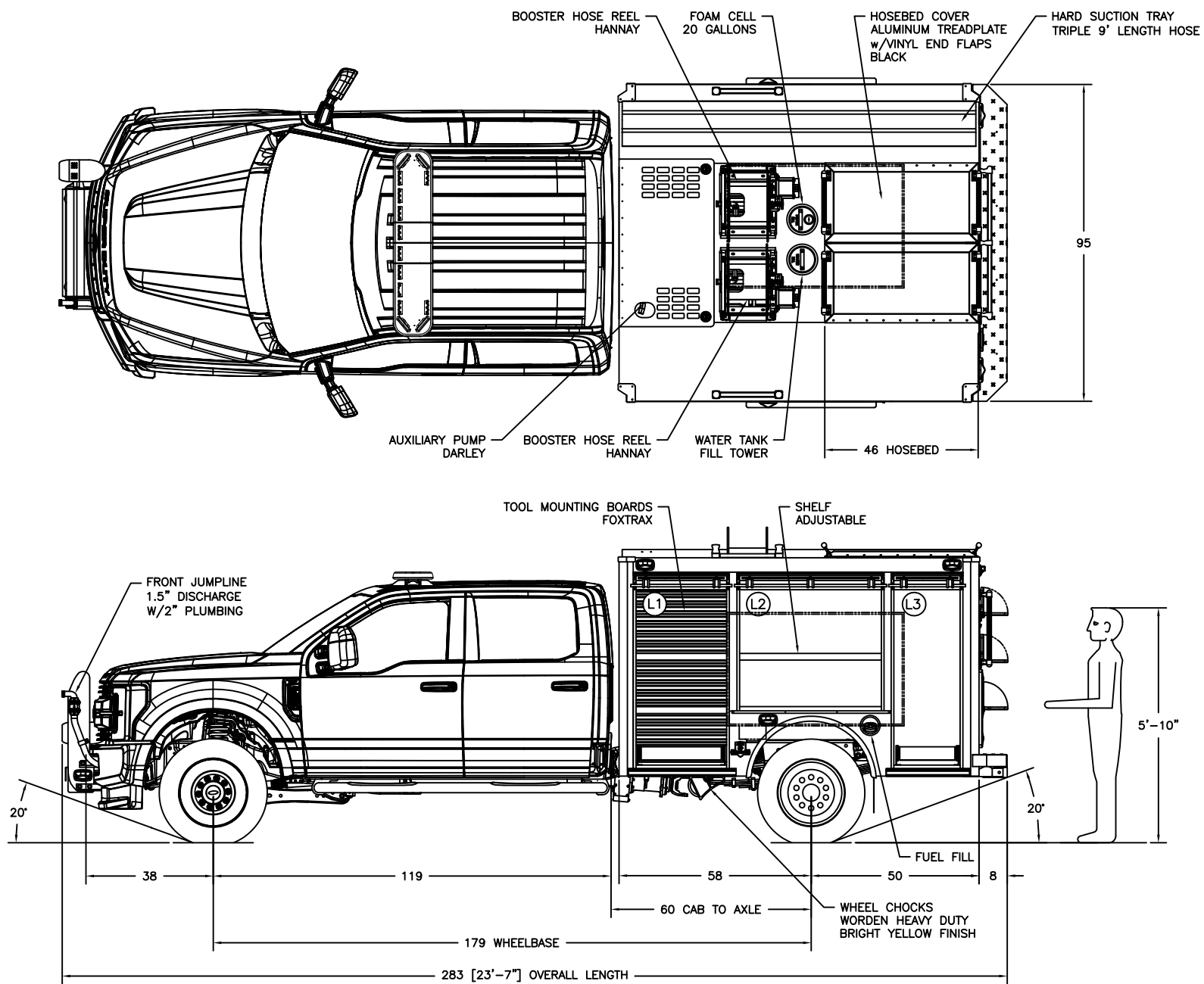
This drawing along with any changes made and initialed by both the "Fire Department" & HME, Inc. represents what will be constructed and supplied to the "Fire Department." Any changes to the contract specifications and drawing after today's date will be addressed via appropriate change order signed and approved by both the "Fire Department" & HME, Inc.

APPROVED BY: _____ TITLE: _____
FIRE DEPARTMENT

APPROVED BY: _____ TITLE: _____
HME, Incorporated



COMPARTMENTATION						
COMPT.	BEHIND DOOR			CLEAR OPENING		COMPT. VOLUME
	WIDTH	HEIGHT	DEPTH	DOOR WIDTH	DOOR HEIGHT	
L1:	35 1/2"	62"	22"	26 1/2"	52 1/2"	28.0 FT³
L2:	44"	45"	22"	42"	35"	25.2 FT³
L3:	23 1/2"	62"	22"	19"	52 1/2"	18.5 FT³
R1:	35 1/2"	62"	22"	26 1/2"	52 1/2"	28.0 FT³
R2:	44"	45"	22"	42"	35"	25.2 FT³
R3:	23 1/2"	62"	22"	19"	52 1/2"	18.5 FT³



C	DM	23 OCT '19	CHANGE ORDER
B	DM	19 JUL '19	PRE CONSTRUCTION CHANGE
A	DM	15 APR '19	ORIGINAL RELEASE
LET	BY	DATE	REVISION

1950 BYRON CENTER AVE.
WYOMING, MI. 49519

THIS PRINT IS PROVIDED ON A RESTRICTED BASIS AND IS NOT TO BE USED IN ANY WAY DETRIMENTAL TO THE INTERESTS OF HME, INC.

NAME
SUPER TYPE VI

DRAWN D. MEAD	DATE 03 APR '19	APPROVED N/A	DRAWING FILE 23400 - 23401 SUPER TYPE 6.DWG
THIRD ANGLE PROJECTION	SIZE B	NUMBER 23400-23401	SCALE NTS SHEET 1 OF 2