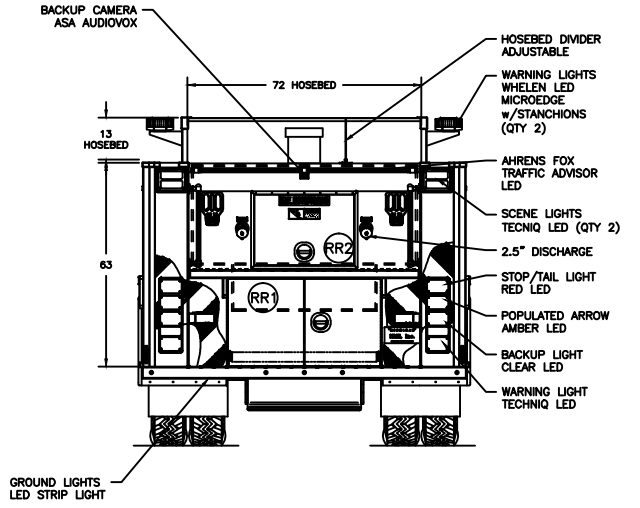
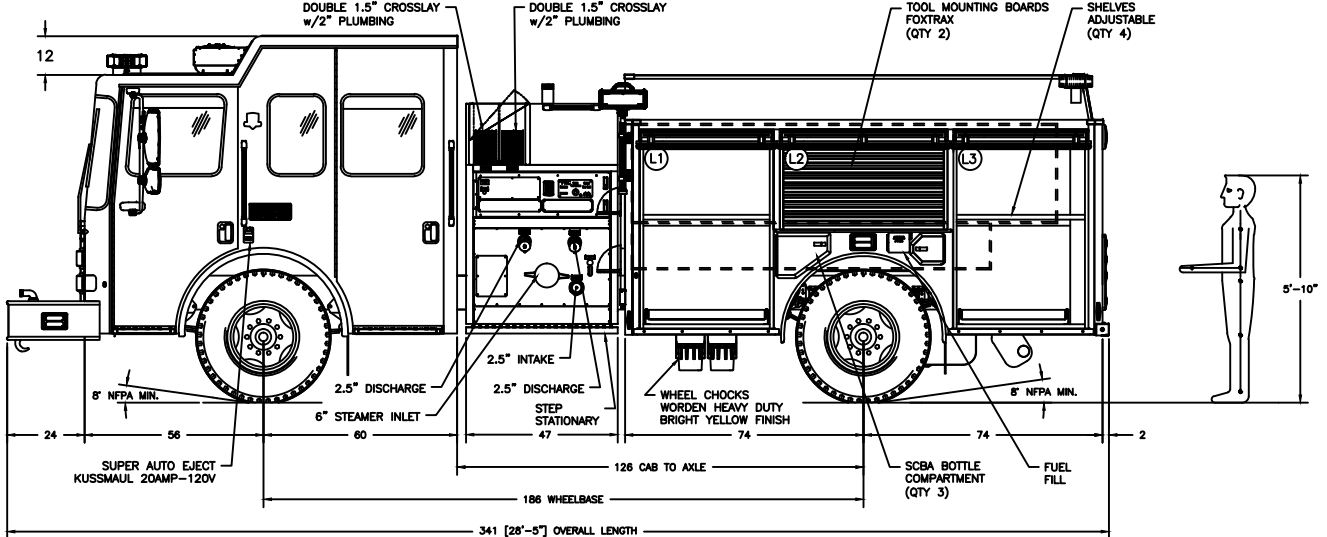
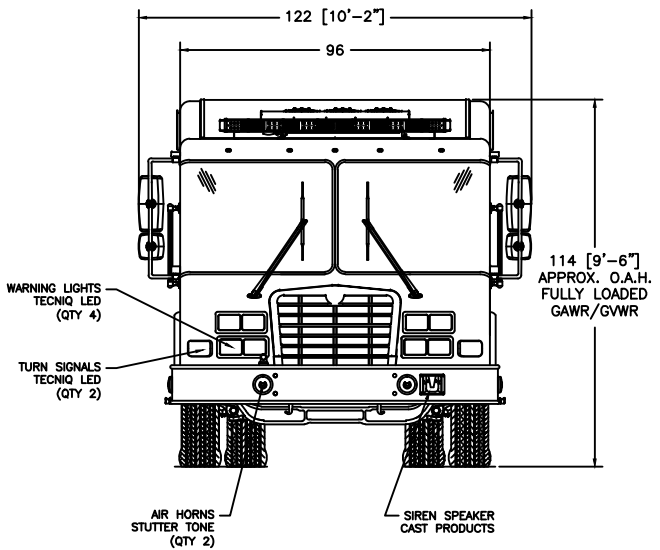
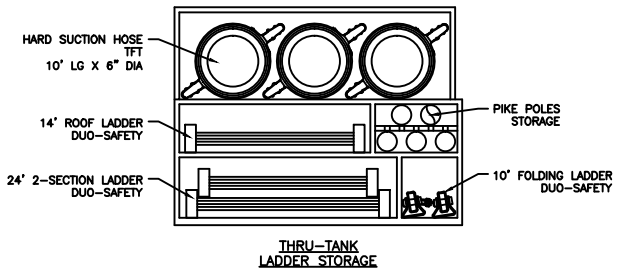
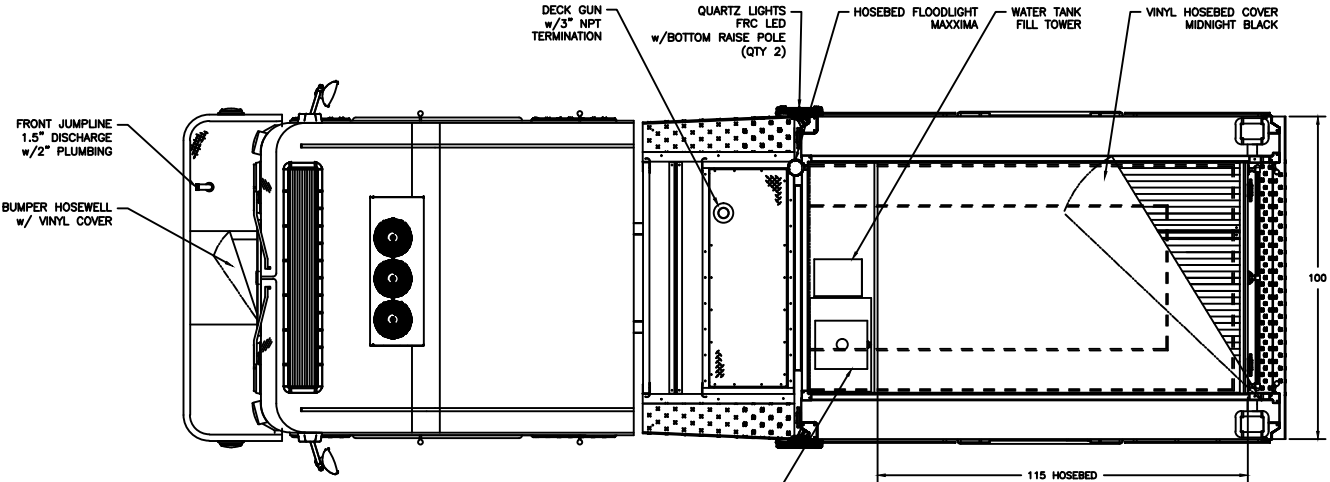


THIS DRAWING IS AN OVERALL REPRESENTATION OF THE APPARATUS AS PROPOSED.
 THE EXACT DIMENSIONS, LOCATIONS OF ACCESSORIES AND/OR COMPONENTS MAY BE REVISED PENDING COMPLETE ENGINEERING OF THE CUSTOM REQUIREMENTS OF THE INDIVIDUAL APPARATUS ORDER.
 IF THERE IS A DISCREPANCY BETWEEN THE BODYBUILDER PRINT AND THE WRITTEN PROPOSAL, THE SPECIFICATIONS WITHIN THE PROPOSAL PREVAIL.

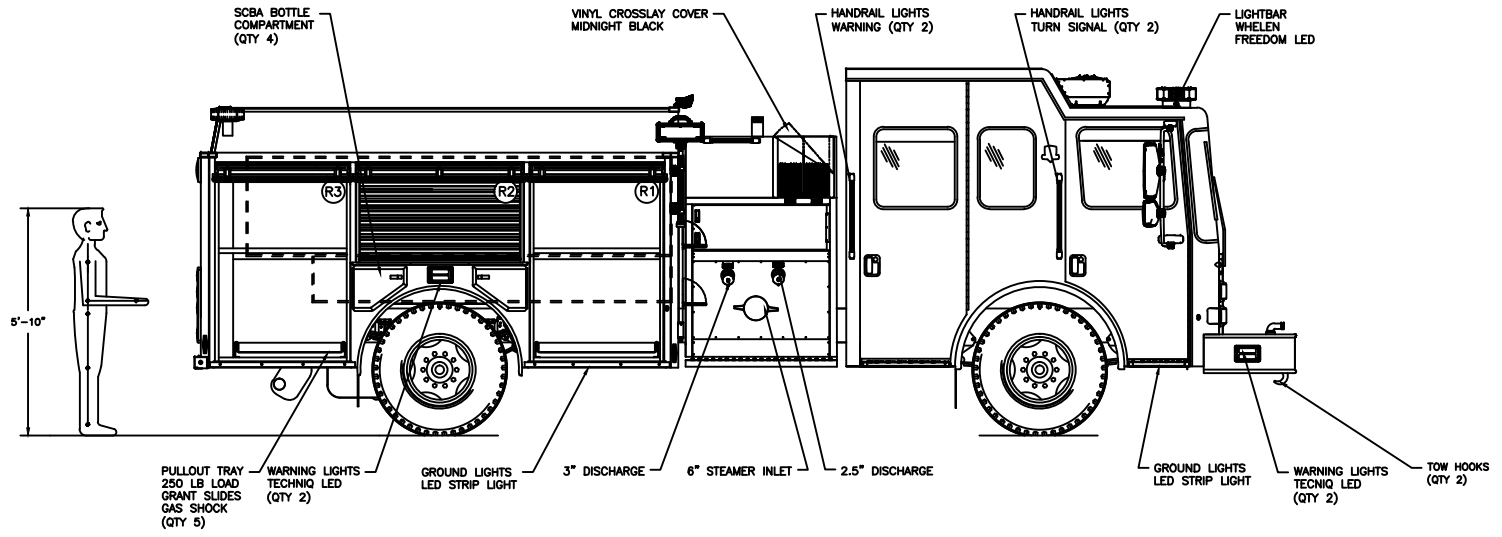
This drawing along with any changes made and initialed by both the "Fire Department" & HME, Inc. represents what will be constructed and supplied to the "Fire Department." Any changes to the contract specifications and drawing after today's date will be addressed via appropriate change order signed and approved by both the "Fire Department" & HME, Inc.

APPROVED BY: _____ TITLE: _____
 FIRE DEPARTMENT

APPROVED BY: _____ TITLE: _____
 HME, Incorporated



| COMPARTMENTATION | | | | | | |
|------------------|-------|--------|-------|------------|-------------|----------------------|
| COMPT. | WIDTH | HEIGHT | DEPTH | DOOR WIDTH | DOOR HEIGHT | COMPT. VOLUME |
| L1 UPPER: | 48" | 33" | 12" | 39" | 53" | 11 FT ³ |
| L1 LOWER: | 48" | 30" | 24" | 39" | 53" | 20 FT ³ |
| L2: | 52" | 33" | 12" | 49" | 23" | 11.9 FT ³ |
| L3 UPPER: | 43" | 33" | 12" | 39" | 53" | 9.9 FT ³ |
| L3 LOWER: | 43" | 30" | 24" | 39" | 53" | 17.9 FT ³ |
| R1 UPPER: | 48" | 33" | 12" | 39" | 53" | 11 FT ³ |
| R1 LOWER: | 48" | 30" | 24" | 39" | 53" | 20 FT ³ |
| R2: | 52" | 33" | 12" | 49" | 23" | 11.9 FT ³ |
| R3 UPPER: | 43" | 33" | 12" | 39" | 53" | 9.9 FT ³ |
| R3 LOWER: | 43" | 30" | 24" | 39" | 53" | 17.9 FT ³ |
| RR1: | 48" | 29" | 22" | 45" | 24" | 17.7 FT ³ |



| | | | |
|---|------------------|---------------|---|
| A | JC | 29 JUN '21 | ORIGINAL RELEASE |
| LET | BY | DATE | REVISION |
| 1950 BYRON CENTER AVE. WYOMING, MI. 49519 | | | |
| THIS PRINT IS PROVIDED ON A RESTRICTED BASIS AND IS NOT TO BE USED IN ANY WAY DETRIMENTAL TO THE INTERESTS OF HME, INC. | | | |
| NAME: HME SFO SILVERFOX | | | |
| DRAWN: J. CROSSBY | DATE: 29 JUN '21 | APPROVED: N/A | DRAWING FILE: 23851 HME SFO SILVERFOX.DWG |
| THIRD ANGLE PROJECTION | SIZE: B | NUMBER: 23851 | SCALE: NTS |
| | | | SHEET: 1 OF 1 |

CREATED WITH AutoCAD®