

THIS DRAWING IS AN OVERALL REPRESENTATION OF THE APPARATUS AS PROPOSED.

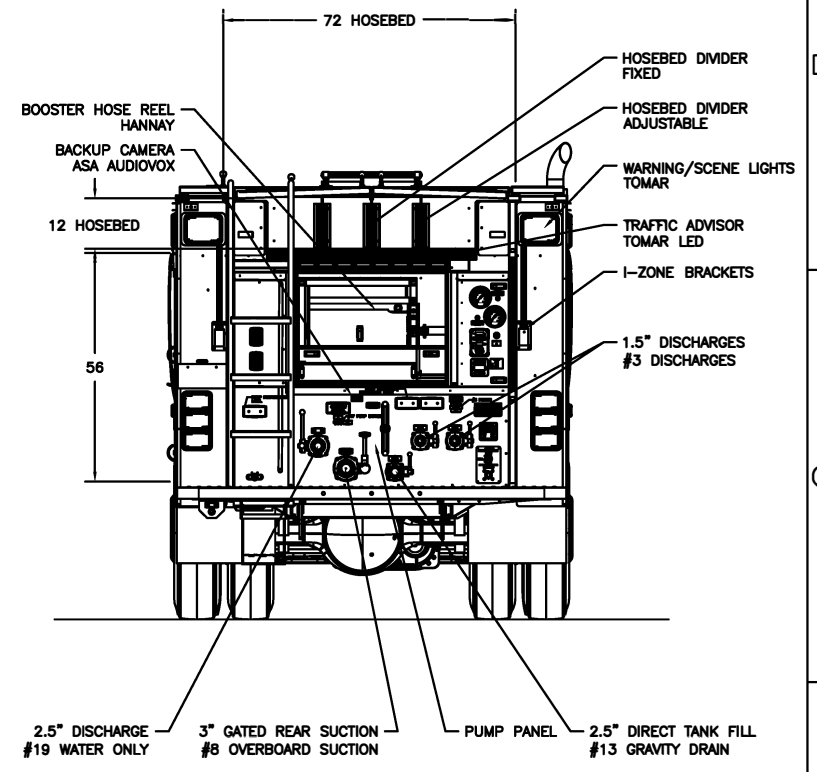
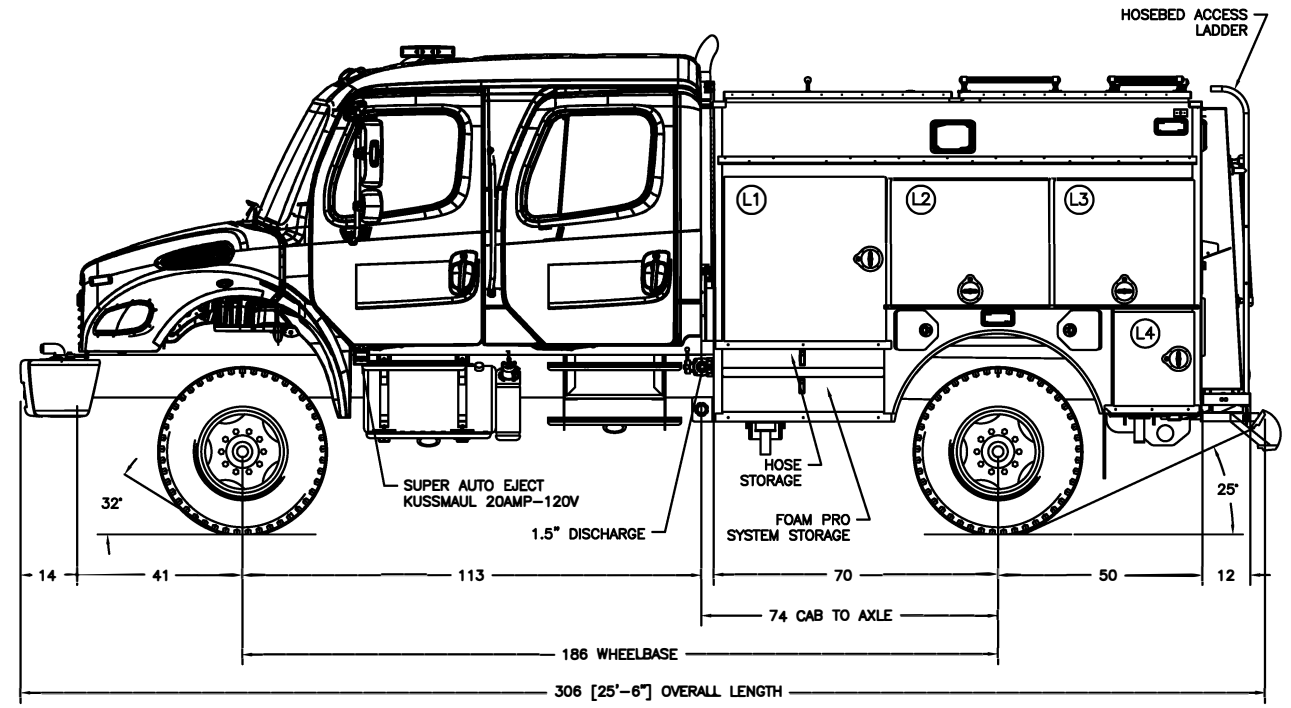
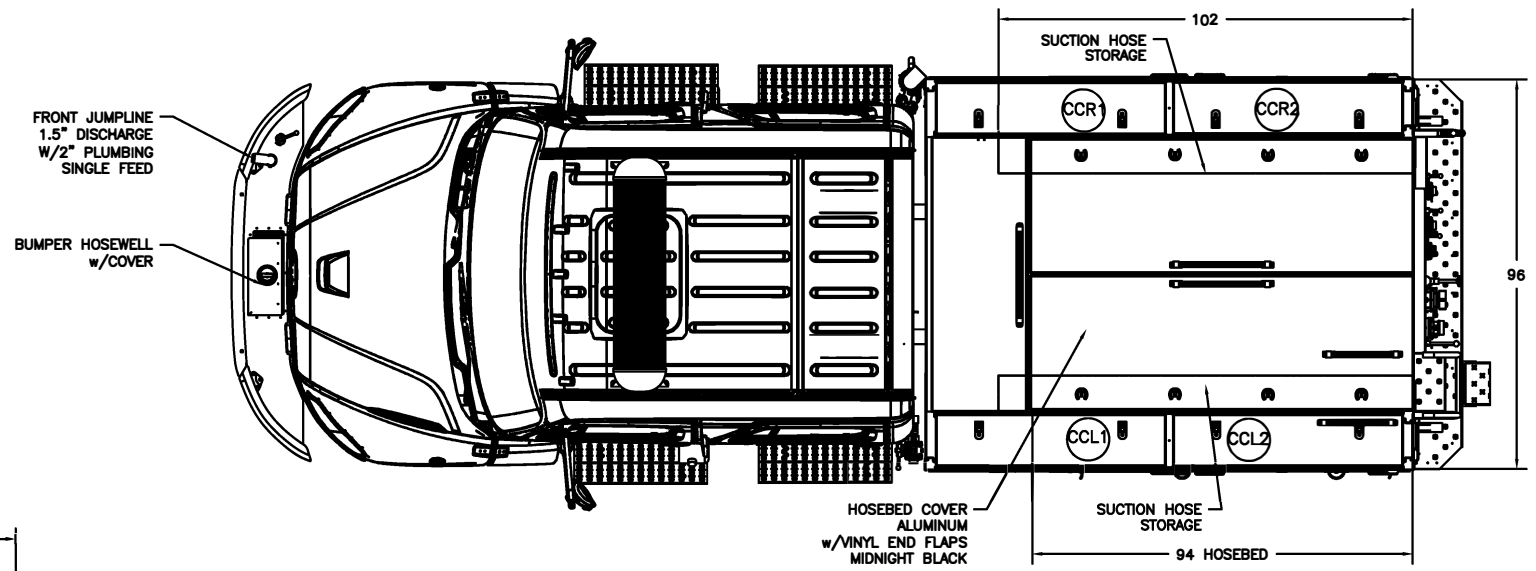
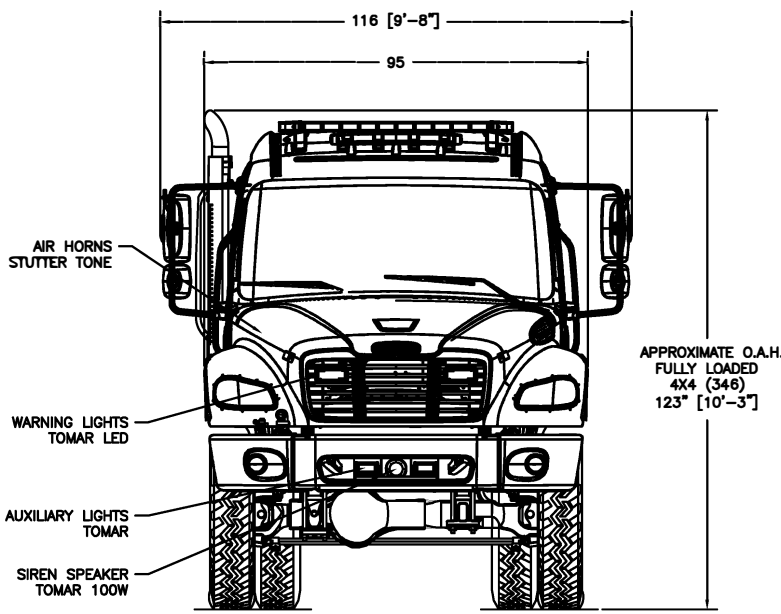
THE EXACT DIMENSIONS, LOCATIONS OF ACCESSORIES AND/OR COMPONENTS MAY BE REVISED PENDING COMPLETE ENGINEERING OF THE CUSTOM REQUIREMENTS OF THE INDIVIDUAL APPARATUS ORDER.

IF THERE IS A DISCREPANCY BETWEEN THE BODYBUILDER PRINT AND THE WRITTEN PROPOSAL, THE SPECIFICATIONS WITHIN THE PROPOSAL PREVAIL.

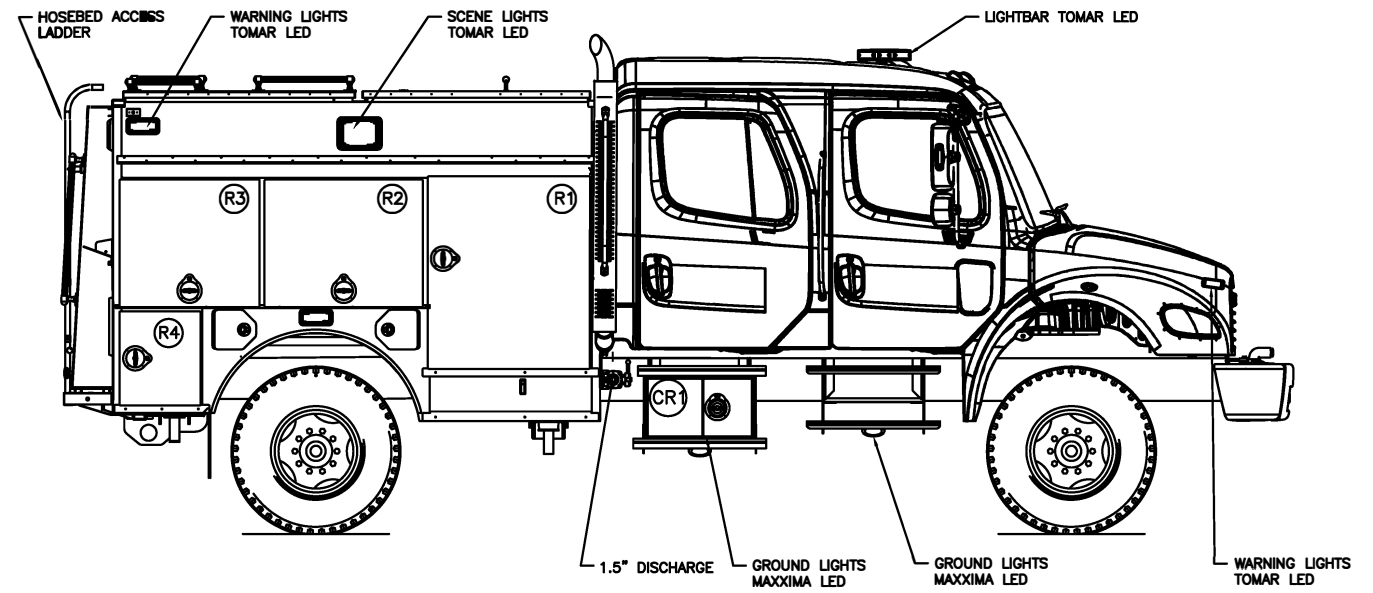
This drawing along with any changes made and initiated by both the "Fire Department" & HME, Inc. represents what will be constructed and supplied to the "Fire Department." Any changes to the contract specifications and drawing after today's date will be addressed via appropriate change order signed and approved by both the "Fire Department" & HME, Inc.

APPROVED BY: _____ TITLE: _____
 FIRE DEPARTMENT

APPROVED BY: _____ TITLE: _____
 HME, Incorporated



| COMPARTMENTATION | | | | | | |
|------------------|----------------------------------|--------|-------|----------------------------------|----------------------------------|----------------------|
| COMPT. | BEHIND DOOR | | | CLEAR OPENING | | COMPT. VOLUME |
| | WIDTH | HEIGHT | DEPTH | DOOR WIDTH | DOOR HEIGHT | |
| L1: | 44" | 43" | 22" | 37" | 37" | 12.9 FT ³ |
| L2: | 38" | 33" | 22" | 36" | 30" | 10.2 FT ³ |
| L3: | 34 ¹ / ₂ " | 33" | 22" | 30 ¹ / ₂ " | 30" | 16.5 FT ³ |
| L4: | 19 ¹ / ₂ " | 24" | 22" | 17 ¹ / ₂ " | 20 ¹ / ₂ " | 3.8 FT ³ |
| R1 : | 44" | 54" | 22" | 37" | 48" | 9.9 FT ³ |
| R2: | 38" | 33" | 22" | 36" | 30" | 10.2 FT ³ |
| R3: | 34 ¹ / ₂ " | 33" | 22" | 30 ¹ / ₂ " | 30" | 15.8 FT ³ |
| R4: | 19 ¹ / ₂ " | 24" | 22" | 17 ¹ / ₂ " | 20 ¹ / ₂ " | 3.8 FT ³ |
| CCL1: | 56" | 11" | 14" | 52" | 9" | 5.0 FT ³ |
| CCL2: | 56" | 11" | 14" | 52" | 9" | 5.0 FT ³ |
| CCR1: | 56" | 11" | 14" | 52" | 9" | 5.0 FT ³ |
| CCR2: | 56" | 11" | 14" | 52" | 9" | 5.0 FT ³ |
| RR1: | 48" | 32" | 27" | 36" | 26" | 23.0 FT ³ |



| | | | |
|-----|-----|-----------|------------------|
| A | JAB | 8 AUG '24 | ORIGINAL RELEASE |
| LET | BY | DATE | REVISION |

**1950 BYRON CENTER AVE.
 WYOMING, MI. 49519**

THIS PRINT IS PROVIDED ON A RESTRICTED BASIS AND IS NOT TO BE USED IN ANY WAY DETRIMENTAL TO THE INTERESTS OF HME, INC.

NAME
TYPE 3 MODEL 346 SCBA

| | | | |
|------------------------|-------------------|-----------------|---|
| DRAWN J. BAXTER | DATE 7 AUG '24 | APPROVED N/A | DRAWING FILE 24370 - USFS TYPE 3 346 SCBA REV ADWG |
| THIRD ANGLE PROJECTION | SIZE B | NUMBER 24370 | SCALE NTS SHEET 1 OF 1 |